

.SS Super Silent

Power range **10-3000 kVA**

Power generators 1500-1800 RPM - 50/60Hz - 400-230 V/480-277 V



Super sound-attenuated enclosures



Suitable for any type of industry and use



Custom-tailoring with a wide range of accessories

Generating sets designed to offer the best quality, durability and low noise level

The generators of the SS series offer a wide range of power and engine brands

www.elcos.net

.SS

Power range 10-3000 kVA

Power generators 1500-1800 RPM - 50/60Hz - 400-230 V/480-277 V



EU regulations
compliant



**Super Soundproofed generators
for residential areas**

Thanks to a sturdy metal structure, they guarantee reliable handling. They are built with elements of ultimate technology, which allow to reduce the noise generated from the engine.



**Safe for the operator and
easy to maintain**

All operations, such as use, commissioning and maintenance are carried out in complete safety, thanks to all the specifically designed devices.



**Fully customizable to
fit all needs**

Thanks to the wide range of accessories we can configure the generator to be perfectly suitable for your needs.

Engine and Alternator Brands

YANMAR

Perkins



SCANIA

KOHLER
IN POWER. SINCE 1920.

FPT
POWERTECH TECHNOLOGIES



Baudouin



**VOLVO
PENTA**



DOOSAN

STAMFORD



MarelliMotors

LINZ
ELECTRIC

meccalte



ELCOS
POWER GENERATORS



Electric power supply solutions



ELCOS Super Silent Gen Sets is a versatile range built to cover the widest application field and customizable to any needs.

They offer the maximum level of performance in the event of a sudden power failure.

These Gen Sets grant a reliable power supply.

The Super Silent range covers the reference power from 10 to 3000 kVA, equipped with premium engines and alternators brand.

Applications

These generators can be used in a variety of applications, such as:



-Industries



-Data Centers



-Hotels

-Residential areas

-Hospitals

-Airports



-Malls

-Factories



-Livestocks Farms

-Recreation centers

-Military applications



-Telecommunications

-Oil & Gas




Power range 10-3000 kVA

Power generators 1500-1800 RPM - 50/60Hz - 400-230 V/480-277 V

Pitched roof
to avoid rainwater collection



Super soundproofed Canopy
Built to be used in extreme environments
Soundproofed with durable class 1
rated rot-proof polyester fiber



Wiring
excellent degree of
resistance with plug-in
connectors



Engine heater
for easier cranking
in cold environment



**Automatic stop
system**
due to lack of fuel



Tank inspection hatch
to inspect the tank during
maintenance



Anti-vibration pads
attenuate the vibrations
caused by the unit



Tank filler
with wide dimensions
for easy refuelling



Lifting hook
robust and useful
for easy handling



**Galvanized metal
sheet** to increase
strength and durability




Battery compartment
externally accessible
for easy maintenance

Wide opening doors
for easy maintenance



Anti-turning forklift tunnels
for safe handling



**External oil
drain point**
allow to change oil
easily



**Residential muffler
-35 dBA**
for enhance sound
attenuation



**Alternator with
switch on board** for
a comfortable and safe
connection




**Exhaust terminal
pipe** with tilting cap
rain cover



Air intake louvres
guarantee suitable
ventilation in all
conditions



**Heat and rotating
part guards**
to prevent injuries
to the user



Exhaust pipes
with exhaust heat wrap
for high-performance
and security



Bunded base
enviromental friendly -
to contain the liquids in
the event of a spill



Cable output
on the side or below
the GS with rubber
protection



Inspection doors
with double frame
and airtight gasket



**Snap handles with
key lock**
to offer maximum
security and protection

QPE

POLYVALENT PANEL

Applications

- ◆ Auto-production (island)
- ◆ Construction site
- ◆ Rental
- ◆ Emergency to the mains

MCH# evo



+011
VARIANT

Variant +011

Without integrated switching

With this variant the SWITCHING is externally managed through separate ATS panels (optional).

+010
VARIANT

Variant +010

With integrated switching

With this variant the SWITCHING is INTEGRATED and connected on board in order to have a unique and complete emergency power system.

→ Controls

- Manual start up and stop
- Automatic start up and stop from AMF
- Start up and stop through contact
- Fuel pump control
- Lock ● Reset
- Programmable automatic test
- Emergency stop button
- Main counter command closed
- G.s. counter command closed

→ Engine Measures

- Engine RPM*
- Engine oil pressure BAR
- Engine oil temperature*
- Engine oil level*
- Cooling system pressure*
- Cooling system temperature °C
- Coolant level %
- Fuel consumption*
- Fuel level %
- Total operating hours
- Partial operating hours (resettable)
- Hours to maintenance
- Battery charger voltage
- Start up counter

→ Communication Interfaces

- CAN-BUS communication
- USB port for saving parameters and firmware updates
- RS485 serial output

→ Equipment

- Microprocessor logic
- Backlit refractive display
- 16-event alarm history list
- Multi-language management
- Troubleshooting with suggestions

→ Alternator Measures

- Genset voltage three-phase
- Genset star voltage RN.SN.TN.
- Genset three-phase current
- Genset frequency
- Genset apparent power KVA
- Genset actual power KW
- Genset reactive power KWr
- Genset KWh
- Genset power factor cosfi

→ Main Measures

- Mains voltage RST
- Mains frequency

→ Signals/Protections

- Failed to start
- Failed to stop
- Low oil level*
- Low oil pressure
- Minimum oil pressure (pre-alarm)
- Low cooling liquid level
- Very high cooling liquid level
- High temperature (pre-alarm)
- Generator battery charger
- No fuel
- Low fuel level (pre-alarm)
- Start up
- Stop
- Fuel pump running
- Battery connected
- Battery charging
- Battery undervoltage
- Battery overvoltage
- Genset overvoltage
- Genset undervoltage
- Genset overload
- Genset short circuit
- Genset maximum frequency
- Genset minimum frequency
- Genset connected
- Genset contactor closed
- Circuit breaker protection
- Mains connected
- Mains overvoltage
- Mains undervoltage
- Mains contactor closed
- Emergency button pressed



QPA

PARALLEL PANEL

Applications

- ◆ Auto-production (island)
- ◆ Redundancy
- ◆ Rental
- ◆ Load request

+014
VARIANT

Variant +014

With integrated motorized switch

This variant allows the GS to be synchronized in parallel with each other, to have power supply management, load management, redundancy, load request.

It monitors the GS managing measurements and alarms, it starts and stops it depending on the system parameters.

InteliGen200



→ Engine measures

- Fuel tank level %
- Engine oil pressure BAR
- Engine Coolant temperature °C
- Total run time Partial run time
- Hours to maintenance
- Battery voltage
- Battery charging voltage
- Start-ups counter
- Engine speed
- Engine Oil temperature
- Cooler temperature
- Engine oil level
- Engine coolant level
- Engine coolant pressure
- Turbo pressure
- Fuel Consumption

→ Misure alternatore

- Generator Voltage L1, L2, L3
- Generator Voltage L1-N, L2-N, L3-N
- Generator frequency
- Generator current L1
- Generator current L1, L2, L3
- Generator Apparent Power KVA
- Generator Active Power kW
- Generator Reactive Power kVAR
- Generator accumulated power kWh
- Power factor Cosfi

→ Misure di rete

- Mains voltage L1, L2, L3
- Mains voltage L1-N, L2-N, L3-N
- Mains frequency

→ Porte di comunicazione

- Can-bus port
- RS485 port with Mod-bus RTU communication
- Configurable via PC using USB port

→ Equipment

- Microprocessor Logic
- Back-lit display
- Programmable by PC software
- 250 event log
- Multiple display languages
- STOP -START button
- AUT mode button

- MAN mode button
- OFF mode button
- Reset alarm button
- Alarm mute button
- Transfer to Mains button
- Transfer to generator button

→ Visualizations

- Pre-alarms Alarms
- Engine measures
- Alternator measures
- Mains measures
- Date and time
- Operating mode
- Genset status
- Mains status
- Mains contactor status
- Genset contactor status
- Digital Input and Output status

→ Functions

- Automatic start and stop when the Mains Fails
- Remote Start and Stop
- Manual Start and stop
- Emergency stop button on panel board
- Remote emergency stop
- MODBUS commands (Start, Stop, Reset, Test)
- Scada available with PC connected to the controller
- PLC editor
- Manual switching commands



QLE

EMERGENCY PANEL

Applications

- ◆ Emergency to the mains



+011
VARIANT

Variant +011

Without integrated switching

With this variant the SWITCHING is externally managed through separate ATS panels (optional).

+010
VARIANT

Variant +010

With integrated switching

With this variant the SWITCHING is INTEGRATED and connected on board in order to have a unique and complete emergency power system.

→ Engine measures

- Fuel tank level %
- Engine oil pressure BAR
- Engine Coolant temperature °C
- Total run time Battery voltage
- Start-ups counter
- Engine speed

→ Alternator measures

- Generator Voltage L1, L2, L3
- Generator Voltage L1-N, L2-N, L3-N
- Generator frequency
- Generator current L1, L2, L3
- Generator Apparent Power kVA
- Generator Active Power kW

→ Communication ports

- Can-bus port
- RS485 port with Mod-bus RTU communication
- USB port for parameters saving and firmware update

→ Equipment

- Microprocessor Logic
- Back-lit display
- Programmable from display
- 16 event log
- Icons management
- STOP button
- START button
- TEST button
- Reset alarm button
- Alarm mute button

→ Pre-Allarms/Allarms

- Common Alarm
- Fuel reserve (pre-alarm)
- Low fuel level (alarm)
- Charge alternator failed (dinamo)
- Low oil pressure (alarm)
- Oil sensor failed (alarm)
- High coolant temperature (alarm)
- Low water level
- Water in fuel
- Battery undervoltage
- Battery overvoltage
- GS failure to start
- GS failure to stop
- Can-bus Failure
- No Can-bus communication
- Genset overload L1, L2, L3 phases

- Genset short circuit
- Genset overvoltage
- Genset undervoltage
- Genset high frequency
- Genset low frequency overspeed
- Earth fault (alarm)
- Maintenance request
- Emergency button pressed
- Remote emergency active
- Genset negative phase sequence

→ Visualizations

- Pre-alarms
- Alarms
- Engine measures
- Alternator measures
- Operating mode
- Genset status
- Genset contactor status
- Glow plugs status

→ Functions

- Remote Start and Stop
- Manual Start and stop
- Emergency stop button on panel board
- Remote emergency stop
- Remote test on load
- Scheduled start-ups
- MODBUS commands (Start, Stop, Reset, Test)



QMC

MANUAL PANEL WITH SOCKETS

Applications

- ◆ Auto-production (island)
- ◆ Construction site
- ◆ Rental

SM1



+012
VARIANT

Variant +012

Manual panel with sockets

With this variant, the GS is controlled manually by the operator and it enables the view of the parameters.

Sockets with magneto-thermal differential protection 0.3A



10 - 15 kVA	n.1 CE 2P+T 16A 230V / n.1 CE 3P+T 16A 400V / n.1 CE 3P+N+T 16A 400V
20 kVA	n.1 CE 2P+T 16A 230V / n.1 CE 3P+T 16A 400V / n.1 CE 3P+N+T 32A 400V
25-40 kVA	n.1 CE 2P+T 16A 230V / n.1 CE 3P+T 16A 400V / n.1 CE 3P+N+T 32A 400V / n.1 CE 3P+N+T 63A 400V
50-100 kVA	n.1 CE 2P+T 16A 230V / n.1 CE 3P+T 16A 400V / n.1 CE 3P+N+T 32A 400V / n.1 CE 3P+N+T 63A 400V <i>Total power terminals (no differential)</i>

→ Commands

- Manual start and stop
- Emergency stop button

→ Measures engine

- Fuel tank level
- Total workinghours
- Battery voltage

→ Measures alternator

- GS Voltage R-S
- GS Current on phase R
- Generator Frequency Hz
- Apparent Power generator KVA

→ Connector Remote Control

For connecting:

- Radio control Elcos (optional)
- Control with Elcos-Cable to start and stop the genset from distance (optional)

→ Signals / Protectors

- Low oil pressure
- High coolant temperature
- Fault dynamo battery charger
- Fuel reserve (G.S. stops after 5min.)
- Generic Fault
- IP 55

→ Equipment

- Digital voltmeter
- Digital frequency
- Digital ammeter
- Digital Kilovoltammeter
- Digital Battery voltage
- Digital fuel level
- Analog hour meter
- Ignition key
- Connector Remote Control
- Emergency stop button





50 HZ 60 HZ

50 HZ 60 HZ

BRAND

CODE

COOLING

STAGE

GOVERNOR

L x W x H

WEIGHT kg

TANK lt

LOAD @ 75% h

NOISE @ 7 m

SWITCH A

10 kVA

GE.PK.011/010.SS	10	-	9	-	Perkins	403A-11G1	W50°	Stage 0	M	175x90x140	650	110	48	58	16
GE.YAS5.011/010.SS	11	10	10	9	Yanmar	3TNV80F	W50°	Stage 5	M	175x90x140	581	110	62	58	16

15 kVA

GE.BD.017/015.SS	17	25	15	23	Baudouin	4M06G20/5	W50°	Stage 0	M	175x90x140	763	110	30	58	20
GE.PK.017/015.SS	17	19	15	17	Perkins	403A-15G2	W50°	Stage 0	M	175x90x140	667	110	36	58	20
GE.YAS5.017/015.SS	17	17	15	15	Yanmar	3TNV88F	W50°	Stage 5	M	175x90x140	630	110	43	58	20

20 kVA

GE.BD.022/020.SS	21	32	20	29	Baudouin	4M06G25/5	W50°	Stage 0	E	175x90x140	782	110	25	60	32
GE.PK.022/020.SS	22	26,5	20	25	Perkins	404A-22G1	W50°	Stage 0	M	175x90x140	737	110	28	60	32
GE.PKS5.021/020.SS	21	27	20	24	Perkins	404J-22G	W50°	Stage 5	M	175x90x140	737	110	28	60	32
GE.YAS5.022/020.SS	22	-	20	-	Yanmar	4TNV88-BIECS	W50°	Stage 5	M	175x90x140	667	110	28	59	32

25 kVA

GE.CU.030/027.SS	27,5	-	25	-	Cummins	X2.5G2	W50°	Stage 0	M	190x90x150	853	110	23	63	40
-------------------------	------	---	----	---	---------	--------	------	---------	---	------------	-----	-----	----	----	----

30 kVA

GE.AI.033/030.SS	33	37	30	33	FPT	S 8000 AM	W50°	Stage 0	M	190x90x150	993	110	21	64	50
GE.BD.035/032.SS	35	42	32	38	Baudouin	4M06G35/5	W50°	Stage 0	E	190x90x150	913	110	21	63	50
GE.DWS5.032/030.SS	32	41	30	37	Doosan	D18	W50°	Stage 5	E	190x90x150	858	110	20	64	50
GE.PK.034/031.SS	33	38	30	35	Perkins	1103A-33G	W50°	Stage 0	M	190x90x150	1036	110	20	64	50
GE.YA.037/033.SS	37	38	33	35	Yanmar	4TNV98	W50°	Stage 3A	M	190x90x150	875	110	22	63	50
GE.YAS5.037/033.SS	37	-	33	-	Yanmar	4TNV98C-IYE	W50°	Stage 5	E	190x90x150	926	110	-	63	50

40 kVA

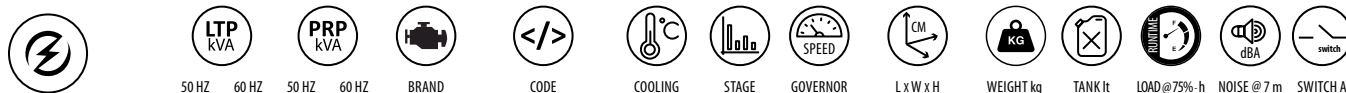
GE.BD.044/040.SS	44	51	40	47	Baudouin	4M06G44/5	W50°	Stage 0	E	190x90x150	939	110	17	65	63
GE.YA.047/044.SS	47	55	44	50	Yanmar	4TNV98T	W50°	Stage 2	M	190x90x150	911	110	16	63	63
GE.YA3A.047/044.SS	47	-	44	-	Yanmar	4TNV98T ZGECs	W50°	Stage 3A	E	190x90x150	928	110	16	63	63
GE.YAS5.044/040.SS	44	-	40	-	Yanmar	4TNV98CT-IYE	W50°	Stage 5	E	190x90x150	952	110	-	63	63



GE.SS

Power Generators 50 - 100 kVA

1500/1800 RPM DIESEL
50 /60 HZ 400-230 V - 480-277 V



50 kVA

GE.AI.056/051.SS	55	-	50	-	FPT	N45AM2	W50°	Stage 0	M	220x110x165	1182	250	27	65	80
GE.BD.055/050.SS	55	63	50	56	Baudouin	4M06G55/5	W50°	Stage 0	E	220x110x165	1048	250	29	65	80
GE.DWS5.052/050.SS	52	56	50	52	Doosan	D24	W50°	Stage 5	E	220x110x165	1026	250	30	65	80
GE.PK.051/046.SS	50	60	45	54	Perkins	1103A-33TG1	W50°	Stage 0	M	220x110x165	1253	250	31	65	63

60 kVA

GE.AI.066/060.SS	66	73	60	66	FPT	N45SM1A	W50°	Stage 2	M	220x110x165	1278	250	26	65	100
GE.AI3A.066/060.SS	66	-	60	-	FPT	N45SM1F	W50°	Stage 3A	M	220x110x165	1278	250	20	65	100
GE.AI5S.061/060.SS	60	-	60	-	FPT	F34TEVP01.00	W50°	Stage 5	E	260x110x168	1270	250	23	65	100
GE.BD.065/060.SS	66	-	60	-	Baudouin	4M11G70/5	W50°	Stage 0	E	260x110x168	1462	250	23	67	100
GE.PK.067/061.SS	66	75	60	69	Perkins	1103A-33TG2	W50°	Stage 0	M	220x110x165	1299	250	25	65	100

80 kVA

GE.AI.090/080.SS	90	99	80	90	FPT	N45SM3	W50°	Stage 0	M	260x110x168	1453	250	17	67	125
GE.AI3A.088/080.SS	88	-	80	-	FPT	N45TE1F	W50°	Stage 3A	E	260x110x168	1503	250	16	66	125
GE.AI5S.090/085.SS	90	-	85,7	-	FPT	F36ETVP03.A85	W50°	Stage 5	E	260x110x168	1433	250	20	66	125
GE.BD.090/082.SS	90	103	82	94	Baudouin	4M11G90/5	W50°	Stage 0	E	260x110x168	1605	250	19	67	125
GE.DWS5.085/075.SS	85	100	75	90	Doosan	D34	W50°	Stage 5	E	260x110x168	1541	250	18	67	125
GE.PK.088/080.SS	88	100	80	90	Perkins	1104A-44TG2	W50°	Stage 0	M	260x110x168	1527	250	18	66	125
GE.PK3A.088/080.SS	88	100	80	91	Perkins	1104D-E44TAG1	W50°	Stage 3A	E	260x110x168	1531	250	15	65	125
GE.VO.094/085.SS	95	97	85	86	Volvo	TAD 530 GE	W50°	Stage 2	M	260x110x168	1569	250	20	66	125

100 kVA

GE.AI.110/100.SS	110	120	100	110	FPT	N45TM2A	W50°	Stage 2	M	260x110x168	1526	250	16	67	160
GE.AI3A.110/100.SS	110	-	100	-	FPT	N45TE2P	W50°	Stage 3A	E	260x110x168	1526	250	14	67	160
GE.AI5S.110/100.SS	110	-	100	-	FPT	F36ETVP03.A94	W50°	Stage 5	E	260x110x168	1456	250	15	67	160
GE.BD.110/100.SS	110	132	100	120	Baudouin	4M11G120/5	W50°	Stage 0	E	260x110x168	1672	250	15	67	160
GE.PK.110/100.SS	110	125	100	112	Perkins	1104C-44TAG2	W50°	Stage 2	E	260x110x168	1561	250	15	67	160
GE.PK3A.110/100.SS	110	125	100	114	Perkins	1104D-E44TAG2	W50°	Stage 3A	E	260x110x168	1561	250	13	67	160
GE.VO.110/100.SS	110	115	100	103	Volvo	TAD 531 GE	W50°	Stage 2	M	260x110x168	1592	250	16	65	160
GE.VO3A.110/100.SS	110	-	100	-	Volvo	TAD 551 GE	W50°	Stage 3A	E	260x110x168	1679	250	14	65	160

Power Generators 130 - 250 kVA

1500/1800 RPM DIESEL
50 /60 HZ 400-230 V - 480-277 V



50 HZ 60 HZ



50 HZ 60 HZ



BRAND



CODE



COOLING



STAGE



GOVERNOR



L x W x H



WEIGHT kg



TANK It



LOAD@75%-h



NOISE @ 7 m



SWITCH A

130 kVA

GE.AI.131/120.SS	135	140	120	130	FPT	N45TM3	W50°	Stage 0	M	340x120x195	2067	400	19	66	250
GE.AI3A.140/130.SS	144	-	130	-	FPT	N67TM1F	W50°	Stage 3A	M	340x120x195	2244	400	16	66	250
GE.BD.150/135.SS	150	170	135	150	Baudouin	6M11G150/5	W50°	Stage 0	E	340x120x195	2273	400	18	67	250
GE.PK.151/137.SS	150	169	135	152	Perkins	1106A-70TG1	W50°	Stage 0	M	340x120x195	2290	400	18	67	250
GE.VO.150/135.SS	144	151	130	135	Volvo	TAD 532 GE	W50°	Stage 2	E	340x120x195	2233	400	20	66	250
GE.VO3A.150/135.SS	144	151	130	135	Volvo	TAD 750 GE	W50°	Stage 3A	E	340x120x195	2563	400	18	67	250

150 kVA

GE.AI.176/165.SS	176	187	165	170	FPT	N67TM4	W50°	Stage 0	M	340x120x195	2262	400	14	68	250
GE.AI3A.165/150.SS	165	-	150	-	FPT	N67TE1F	W50°	Stage 3A	E	340x120x195	2282	400	15	68	250
GE.AI5S.165/155.SS	165	-	155	-	FPT	N67TEVP06.00	W50°	Stage 5	E	380x120x215	2341	400	17	68	250
GE.BD.165/150.SS	165	200	150	181	Baudouin	6M11G165/5	W50°	Stage 0	E	340x120x195	2311	400	15	68	250
GE.DW.170/150.SS	170	200	150	185	Doosan	DP086TA	W43°	Stage 0	E	340x120x195	2460	400	16	68	250
GE.PK.166/150.SS	165	188	150	168	Perkins	1106A-70TAG2	W50°	Stage 0	M	340x120x195	2391	400	17	67	250
GE.VO.165/150.SS	165	172	150	155	Volvo	TAD 731 GE	W50°	Stage 2	M	340x120x195	2394	400	16	67	250
GE.VO3A.165/150.SS	165	172	150	155	Volvo	TAD 751 GE	W50°	Stage 3A	E	340x120x195	2601	400	15	67	250

180 kVA

GE.AI3A.190/170.SS	190	-	170	-	FPT	N67TE2F	W50°	Stage 3A	E	380x120x215	2388	400	13	68	250
GE.VO.205/185.SS	205	227	185	203	Volvo	TAD 732 GE	W50°	Stage 2	E	380x120x215	2596	400	14	68	320

200 kVA

GE.AI.221/201.SS	220	234	200	210	FPT	N67TM7	W50°	Stage 0	M	380x120x215	2458	400	11	68	320
GE.AI3A.220/200.SS	220	-	200	-	FPT	N67TE3F	W50°	Stage 3A	E	380x120x215	2458	400	10	68	320
GE.AI5S.220/200.SS	224	-	200	-	FPT	N67TEVP05.00	W50°	Stage 5	E	380x120x215	2442	400	13	68	320
GE.BD.220/200.SS	220	250	200	225	Baudouin	6M16G220/5	W50°	Stage 0	E	380x120x215	2910	400	13	68	320
GE.DW.220/200.SS	225	250	200	230	Doosan	P086TI	W43°	Stage 2	E	380x120x215	2696	400	13	68	320
GE.PK.220/200.SS	220	-	200	-	Perkins	1106A-70TAG4	W50°	Stage 0	E	380x120x215	2587	400	12	68	320
GE.VO.225/205.SS	225	252	205	226	Volvo	TAD 733 GE	W50°	Stage 2	E	380x120x215	2757	400	13	68	320
GE.VO3A.225/205.SS	220	252	200	226	Volvo	TAD 753 GE	W50°	Stage 3A	E	380x120x215	2811	400	12	68	320

250 kVA

GE.AI.275/250.SS	275	290	250	260	FPT	N67TE8P	W50°	Stage 0	E	380x120x215	2588	400	11	69	400
GE.AI3A.275/250.SS	275	-	250	-	FPT	C87TE3F	W50°	Stage 3A	E	410x150x230	3388	600	11	68	400
GE.BD.275/250.SS	275	313	250	284	Baudouin	6M16G275/5	W50°	Stage 0	E	380x120x215	3011	400	10	68	400
GE.DW.250/230.SS	250	285	230	250	Doosan	DP086LA	W43°	Stage 2	E	380x120x215	2797	400	11	69	400
GE.PK.275/250.SS	275	250	250	225	Perkins	1206A-E70TTAG3	W50°	Stage 0	E	380x120x215	2705	400	10	68	400
GE.SC5S.275/250.SS	275	-	250	-	Scania	DC09 320A 02-61	W50°	Stage 5	E	410x150x230	3360	600	16	68	400
GE.VO.275/250.SS	275	287	250	255	Volvo	TAD 734 GE	W50°	Stage 2	E	380x120x215	2848	400	10	68	400
GE.VO3A.275/250.SS	275	287	250	255	Volvo	TAD 754 GE	W50°	Stage 3A	E	380x120x215	2912	400	10	68	400



GE.SS

Power Generators 275 - 400 kVA

1500/1800 RPM DIESEL
50 / 60 HZ 400-230 V - 480-277 V



50 HZ 60 HZ



50 HZ 60 HZ



BRAND



CODE



COOLING



STAGE



GOVERNOR



L x W x H



WEIGHT kg



TANK lt



LOAD @ 75% - h



NOISE @ 7 m



SWITCH A

275 kVA

GE.DW.300/275.SS	300	335	275	300	Doosan	P126TI	W43°	Stage 2	E	410x150x230	3449	600	14	70	400
-------------------------	-----	-----	-----	-----	--------	--------	------	---------	---	-------------	------	-----	----	----	-----

300 kVA

GE.AI.332/305.SS	332	363	305	330	FPT	C87TE4	W50°	Stage 0	E	410x150x230	3581	600	12	69	630
GE.AI3A.335/300.SS	335	-	300	-	FPT	C87TE4F	W50°	Stage 3A	E	410x150x230	3586	600	11	69	630
GE.BD.340/310.SS	350	385	320	350	Baudouin	6M16G350/5	W50°	Stage 0	E	410x150x230	3555	600	12	70	630
GE.DW.340/310.SS	340	390	310	345	Doosan	P126TI-II	W43°	Stage 0	E	410x150x230	3449	600	13	69	630
GE.PK.335/300.SS	335	389	300	352	Perkins	1506A-E88TAG5	W50°	Stage 0	E	410x150x230	3662	600	13	69	630
GE.SC.335/304.SS	350	360	320	340	Scania	DC09 072A 02 13	W50°	Stage 0	E	410x150x230	3628	600	13	67	630
GE.SC5S.330/300.SS	330	-	300	-	Scania	DC09 320A 02-63	W50°	Stage 5	E	410x150x230	3828	600	13	67	630
GE.VO.320/300.SS	320	360	300	320	Volvo	TAD 842 GE	W50°	Stage 2	E	380x120x215	2105	400	10	67	630
GE.VO.360/325.SS	350	360	320	340	Volvo	TAD 1341 GE	W50°	Stage 2	E	410x150x230	4155	600	14	67	630
GE.VO3A.360/325.SS	360	375	325	340	Volvo	TAD 1351 GE	W50°	Stage 3A	E	410x150x230	4155	600	12	67	630

350 kVA

GE.AI.385/350.SS	385	418	350	380	FPT	C13TE2A	W50°	Stage 2	E	410x150x230	3811	600	11	69	630
GE.AI3A.385/350.SS	385	-	350	-	FPT	C13TE1F	W50°	Stage 3A	E	410x150x230	3859	600	9	69	630
GE.BD.385/350.SS	385	413	350	375	Baudouin	6M21G385/5	W50°	Stage 0	E	410x150x230	3766	600	10	70	630
GE.DW.400/365.SS	405	445	365	400	Doosan	DP126LB	W43°	Stage 0	E	410x150x230	3632	600	11	70	630
GE.PK.400/350.SS	400	440	350	400	Perkins	2206A-E13TAG2	W50°	Stage 0	E	410x150x230	4098	600	12	69	630
GE.SC5S.385/350.SS	385	-	350	-	Scania	DC13 320A 02-61	W50°	Stage 5	E	410x150x230	4212	600	12	68	630
GE.VO.375/350.SS	375	438	350	401	Volvo	TAD 1342 GE	W50°	Stage 2	E	410x150x230	4155	600	12	68	630
GE.VO3A.375/350.SS	400	438	364	401	Volvo	TAD 1352 GE	W50°	Stage 3A	E	410x150x230	4130	600	11	68	630

375 kVA

GE.SC.410/375.SS	410	451	375	410	Scania	DC13 072A 02 11	W50°	Stage 0	E	410x150x230	4049	600	12	68	630
GE.VO.410/375.SS	410	451	375	410	Volvo	TAD 1343 GE	W50°	Stage 2	E	410x150x230	4291	600	11	68	630

400 kVA

GE.AI.440/400.SS	440	462	400	420	FPT	C13TE3A	W50°	Stage 2	E	410x150x230	3995	600	9	69	630
GE.AI3A.440/400.SS	440	-	400	-	FPT	C13TE2F	W50°	Stage 3A	E	410x150x230	3995	600	8	69	630
GE.BD.440/400.SS	440	488	400	438	Baudouin	6M21G440/5	W50°	Stage 0	E	410x150x230	3956	600	10	69	630
GE.DW.460/420.SS	470	510	410	445	Doosan	P158 LE	W43°	Stage 0	E	470x180x250	4801	1150	18	71	630
GE.PK.450/400.SS	450	438	400	400	Perkins	2206A-E13TAG3	W50°	Stage 0	E	415x150x230	4244	600	10	69	630
GE.SC.456/413.SS	450	501	410	456	Scania	DC13 072A 02 12	W50°	Stage 0	E	410x150x230	4106	600	11	68	630
GE.SC3A.440/400.SS	440	-	400	-	Scania	DC13 071A 02 02	W50°	Stage 3A	E	470x180x250	4541	1150	18	72	630
GE.SC5S.440/400.SS	440	-	400	-	Scania	DC13 320A 02-62	W50°	Stage 5	E	410x150x230	4356	600	11	68	630
GE.VO.450/410.SS	450	501	410	456	Volvo	TAD 1344 GE	W50°	Stage 2	E	410x150x230	4291	600	10	68	630
GE.VO3A.450/410.SS	440	437	400	397	Volvo	TAD 1355 GE	W50°	Stage 3A	E	410x150x230	4266	600	10	68	630



50 HZ 60 HZ



50 HZ 60 HZ



BRAND



CODE



COOLING



STAGE



GOVERNOR



L x W x H



WEIGHT kg



TANK It



LOAD@75%-h



NOISE @ 7m



SWITCH A

450 kVA

GE.AI.500/450.SS	500	550	450	475	FPT	C13TE6W	W50°	Stage 0	E	470x180x250	4967	1150	16	71	800
GE.BD.500/450.SS	500	500	450	455	Baudouin	6M21G500/5	W50°	Stage 0	E	470x180x250	4841	1150	17	72	800
GE.DW.500/460.SS	510	570	450	520	Doosan	DP158 LCF	W43°	Stage 0	E	470x180x250	5236	1150	16	72	800
GE.PK.500/450.SS	500	550	455	500	Perkins	2506A-E15TAG1	W50°	Stage 0	E	470x180x250	5365	1150	16	70	800
GE.SC.503/456.SS	503	553	450	503	Scania	DC13 072A 02 13	W50°	Stage 0	E	410x150x230	4176	600	10	71	800
GE.SCS5.500/450.SS	495	-	450	-	Scania	DC13 320A 02-63	W50°	Stage 5	E	470x180x250	5171	1150	20	70	800
GE.VO.500/450.SS	500	501	450	456	Volvo	TAD 1345 GE	W50°	Stage 2	E	430x150x230	4351	600	9	71	800
GE.VO3A.510/460.SS	500	564	455	506	Volvo	TAD 1650 GE	W50°	Stage 3A	E	470x180x250	5231	1150	15	70	800

500 kVA

GE.AI.550/500.SS	550	605	500	550	FPT	C13TE7W	W50°	Stage 0	E	470x180x250	5040	1150	15	70	800
GE.BD.550/500.SS	550	563	500	500	Baudouin	6M21G550/5	W50°	Stage 0	E	470x180x250	4890	1150	15	72	800
GE.DW.580/520.SS	580	630	530	568	Doosan	DP158 LDF	W43°	Stage 0	E	470x180x250	5439	1150	14	72	800
GE.PK.550/500.SS	550	563	500	513	Perkins	2506A-E15TAG2	W50°	Stage 0	E	470x180x250	5306	1150	16	72	800
GE.SC.553/503.SS	553	553	503	503	Scania	DC13 072A 02 14	W50°	Stage 0	E	470x180x250	5134	1150	17	70	800
GE.SCS5.550/500.SS	550	-	500	-	Scania	DC16 320A 02-62	W50°	Stage 5	E	470x180x250	5384	1150	17	70	800
GE.VO.550/500.SS	550	645	500	573	Volvo	TAD 1641 GE	W50°	Stage 2	E	470x180x250	5302	1150	16	70	800
GE.VO3A.550/500.SS	550	645	500	573	Volvo	TAD 1651 GE	W50°	Stage 3A	E	470x180x250	5304	1150	15	70	800

550 kVA

GE.DW.625/560.SS	605	670	550	610	Doosan	DP180LAF	W43°	Stage 0	E	470x180x250	5558	1150	13	72	800
GE.SC.613/555.SS	613	607	555	550	Scania	DC16 093A 02 52	W50°	Stage 0	E	470x180x250	5489	1150	15	70	800

600 kVA

GE.AI.620/600.SS	660	685	600	620	FPT	C16TE1W	W50°	Stage 0	E	470x180x250	5410	1150	13	72	1000
GE.BD.660/600.SS	660	719	600	650	Baudouin	8M21G660/5	W50°	Stage 0	E	485x180x250	5836	1150	15	72	1000
GE.DW.710/640.SS	710	748	640	678	Doosan	DP180LBF	W43°	Stage 0	E	470x180x250	5850	1150	12	72	1000
GE.PK.660/600.SS	660	680	600	625	Perkins	2806A-E18TAG1A	W50°	Stage 0	E	470x180x250	6006	1150	13	72	1000
GE.SC.670/610.SS	670	690	610	630	Scania	DC16 093A 02 54	W50°	Stage 0	E	470x180x250	5639	1150	14	70	1000
GE.VO.650/596.SS	650	690	596	625	Volvo	TAD 1642 GE	W50°	Stage 2	E	470x180x250	5582	1150	14	70	1000

630 kVA

GE.VO.700/630.SS	700	761	630	685	Volvo	TWD 1643 GE	W50°	Stage 2	E	470x180x250	6318	1150	13	70	1000
-------------------------	-----	-----	-----	-----	-------	-------------	------	---------	---	-------------	------	------	----	----	------

650 kVA

GE.BD.715/650.SS	715	750	650	688	Baudouin	6M33G715/5	W50°	Stage 0	E	485x180x250	6814	1150	12	72	1000
GE.DW.760/680.SS	750	-	680	-	Doosan	DP222LBF	W43°	Stage 0	E	470x180x250	6049	1150	11	72	1000
GE.PK.715/650.SS	715	687	650	625	Perkins	2806A-E18TAG2	W50°	Stage 0	E	470x180x250	6148	1150	12	71	1000
GE.SC.700/640.SS	700	725	640	660	Scania	DC16 093A 02 54	W50°	Stage 0	E	470x180x250	5881	1150	13	72	1000
GE.VO.715/650.SS	715	-	650	-	Volvo	TWD 1644 GE	W50°	Stage 2	E	470x180x250	6416	1150	12	72	1000

700 kVA

GE.SC.770/700.SS	770	770	700	700	Scania	DC16 078A 02 43	W50°	Stage 0	E	470x180x250	5881	1150	12	74	1250
GE.VO.770/700.SS	770	800	700	727	Volvo	TWD 1645 GE	W50°	Stage 2	E	470x180x250	6473	1150	11	74	1250



GE.SS

Power Generators 750 - 1100 kVA

1500/1800 RPM DIESEL
50 /60 HZ 400-230 V - 480-277 V



50 HZ 60 HZ



50 HZ 60 HZ



BRAND



CODE



COOLING



STAGE



GOVERNOR



L x W x H



WEIGHT kg



TANK lt



LOAD @ 75% h



NOISE @ 7 m



SWITCH A

750 kVA

GE.BD.825/750.SS	825	825	750	750	Baudouin	6M33G825/5	W50°	Stage 0	E	485x180x250	6856	1150	11	74	1250
GE.DW.825/750.SS	825	930	750	845	Doosan	DP222 LCF	W43°	Stage 0	E	470x180x250	6049	1150	10	74	1250

800 kVA

GE.BD.900/810.SS	900	880	810	800	Baudouin	12M26G900/5	W50°	Stage 0	E	570x225x262	9132	900	7	73	1250
GE.PK.880/800.SS	880	940	800	845	Perkins	4006-23TAG3A	W40°	Stage 0	E	570x225x262	8344	900	7	73	1250

900 kVA

GE.BD.1000/900.SS	1000	1125	910	1000	Baudouin	12M26G1000/5	W50°	Stage 0	E	570x225x262	9138	900	7	75	1600
--------------------------	------	------	-----	------	----------	--------------	------	---------	---	-------------	------	-----	---	----	------

1000 kVA

GE.BD.1120/1020.SS	1120	1250	1020	1138	Baudouin	12M26G1100/5	W50°	Stage 0	E	570x225x262	9335	900	6	76	1600
GE.PK.1130/1000.SS	1124	1125	1022	1000	Perkins	4008-TAG2A	W40°	Stage 0	E	650x240x282	10866	1000	7	76	1600

1100 kVA

GE.BD.1250/1125.SS	1250	-	1125	-	Baudouin	12M33G1250/5	W50°	Stage 0	E	650x240x282	11442	1000	6	76	2000
GE.PK.1250/1125.SS	1250	-	1125	-	Perkins	4008 30TAG3	W50°	Stage 0	E	650x240x282	12184	1000	6	76	2000



GE.SS

Power Generators 1250 - 3000 kVA

1500/1800 RPM DIESEL
50 /60 HZ 400-230 V - 480-277 V



50 HZ 60 HZ



50 HZ 60 HZ



BRAND



CODE



COOLING



STAGE



GOVERNOR



L x W x H



WEIGHT kg



TANK lt



LOAD @ 75% - h



NOISE @ 7 m



SWITCH A

1250 kVA

GE.BD.1400/1250.SS	1400	-	1250	-	Baudouin	12M33G1400/5	W50°	Stage 0	E	720x240x310	12837	1000	6	-	2000
GE.PK.1380/1250.SS	1378	1378	1253	1253	Perkins	4012-46TWG2A	W40°	Stage 0	E	720x240x310	13752	1000	6	-	2000

1400 kVA

GE.PK.1500/1370.SS	1500	-	1364	-	Perkins	4012-46TWG3A	W40°	Stage 0	E	720x240x310	13874	1000	5	-	2000
---------------------------	------	---	------	---	---------	--------------	------	---------	---	-------------	-------	------	---	---	------

1500 kVA

GE.BD.1700/1500.SS	1700	-	1500	-	Baudouin	16M33G1700/5	W50°	Stage 0	E	800x245x310	15259	1000	5	-	2500
GE.PK.1660/1500.SS	1656	1656	1505	1505	Perkins	4012-46TAG2A	W40°	Stage 0	E	800x245x310	14784	1000	5	-	2500

1700 kVA

GE.BD.1900/1750.SS	1900	-	1750	-	Baudouin	16M33G1900/5	W50°	Stage 0	E	800x245x310	15797	1000	4	-	3200
GE.PK.1880/1700.SS	1876	1880	1705	1710	Perkins	4012-46TAG3A	W40°	Stage 0	E	800x245x310	16495	1000	4	-	2500

1900 kVA

GE.BD.2000/1830.SS	2000	-	1830	-	Baudouin	16M33G2000/5	W50°	Stage 0	E	940x245x310	17402	1000	0	-	3200
GE.PK.2030/1850.SS	2028	-	1844	-	Perkins	4016-61TRG1	W50°	Stage 0	E	940x245x310	19083	1000	4	-	3200

2000 kVA

GE.BD.2300/2100.SS	2300	2500	2100	2280	Baudouin	12M55G2300/5	W50°	Stage 0	E	940x245x310	22885	1000	4	-	3200
GE.PK.2265/2060.SS	2250	-	2000	-	Perkins	4016-61TRG2	W40°	Stage 0	E	940x245x310	19367	1000	3	-	3200

2300 kVA

GE.BD.2550/2280.SS	2550	-	2280	-	Baudouin	12M55G2550/5	W50°	Stage 0	E	940x245x310	23374	1000	4	-	4000
GE.PK.2500/2250.SS	2500	-	2250	-	Perkins	4016-61TRG3	W40°	Stage 0	E	940x245x310	20001	1000	3	-	4000

2500 kVA

GE.BD.2750/2550.SS	2750	-	2550	-	Baudouin	12M55G2750/5	W50°	Stage 0	E	1030x245x310	25822	1000	0	-	4000
---------------------------	------	---	------	---	----------	--------------	------	---------	---	--------------	-------	------	---	---	------



Engine

- Heavy duty air filter
- Fuel/water separator filter
- Engine liquids -40 °C
- Oil suction pump
- Oil pressure level and engine temperature sensors
- 230 Vac engine pre-heater
- Automatic oil refilling system



Alternator

- 230 Vac anti-condensation heaters
- RTD-PT100 probes on stator windings
- PT100 probe on bearings
- Temperature control unit up to 4 PT100 probes



Batteries

- Redundant battery system
- DC isolator
- Maintenance free high efficiency starter batteries
- 24 Vdc NiCd starter batteries



Exhaust

- Catalytic converter (CAT)
- Particulate filter (DPF)
- Spark arrestor



Electrical System

QPE

- 16 alarm relay module
- RS485 Converter LAN / USB
- MASTER / SLAVE device
- GSM remote management modem
- Remote panel
- Remote management software
- WEB remote management system via LAN/GSM/GPRS with GPS
- Start-stop radio control (500 mt. indoor / 5 km outdoor range)
- Start and Stop module for load request for QPE, QLE
- 50Hz 400V / 60Hz 480V switch selector
- Option with QBM DSE 7320 on board
- Option with QBM ComAp AMF25 on board

QLE / QMC

- Differential protection
- Start-stop radio control (500 mt. indoor / 5 km outdoor range)
- Auto start-stop at load request (QMC)

QPA

- Option with ComAp controller on board



OUTPUT

- GCB accessible from the outside
- Total output power with drawal
- Powerlocks
- Up to 10 Module sockets for construction site

Fuel Supply

- Oversized tank on board
- Fuel connections with 3-way valve and quick connections
- External refill point with warning light for full tank
- Automatic fuel refilling system on board





Canopy

- IP 43 Conveyors
- Double soundproofing
- Frontal air expulsion
- Custom colour casing paint
- High resistance canopy treatment for corrosive environments
- Stainless steel canopy option
- Lift off doors kit
- Tamper-proof Hinges and Doors
- Fire detection and extinguishing kit
- Internal LED lighting with micro-switches
- Door opening alarm system

Handling

- Off-road trailer with 2 pneumatic wheels and tow bar
- Roadworthy trailer (80km/h)

Various

- Toolbox for routine maintenance
- IP 55 document pocket

Separate Switching Panels - ATS

Separate Parallel Panels

Services

- Factory acceptance test (FAT)
- Vibrations test
- Phonometric test

Tanks

- Double wall tanks with feet, with pull-off valve
- Single wall tank for outdoor use with bunded base and roof

External tanks and transfer systems

- Automatic fuel refilling system with bunded base on trestle
- Tanks with bunded base on trestle

Testing Rooms

TR1

Testing Room 1 from 5 to 1000 kW Certified for phonometric tests

LOW Voltage

50 Hz
400 - 380 - 230 V
60 Hz
480 - 240 - 208 - 220 - 277 V

DC Voltage

48 VDC



Features of Testing Room N° 1

- 607 kW x 2 automatic test with 10 load steps
- 35 kW automatic test with 10 load steps
- 10 kW automatic test in DC with 10 load steps
- Full tests with 6 PT 100 probes, 3 thermal probes
- Air flow test with anemometer
- Vibrations test
- Phonometric test
- Data registration by MODBUS

TR2

Testing Room 2 from 250 to 4000 kW

LOW Voltage

50 Hz
400 - 380 - 230 V
60 Hz
480 - 240 - 208 - 220 - 277 V

MEDIUM Voltage

50 Hz
3/3.3 - 6/6.3/6.6 - 10/11 - 15 kV
60 Hz
4 - 7.2/11.4 - 12.4/13 kV



Features of Testing Room N° 2

- 3000 kW automatic test with 20 load steps
- Multi-voltage transformer with MV cells
- Full tests with 6 PT 100 probes, 3 thermal probes
- Parallel test for up to 6 containers
- Air flow test with anemometer
- Vibrations test
- Phonometric test
- Data registration by MODBUS

About us



45
Years of experience

Company

Elcos is located in Northern Italy, in the province of Cremona. It has been operating in the domestic and international market for over forty-five years.



Elcos researches and develops products that use innovative technologies in order to optimize its production efficiency and performances provided by its systems, offering the user (from 1 to 3150 kVA) a customized product.

Elcos is an independent group that designs and produces in Italy power generation systems (emergency and self-production) intended for the international market. ELCOS has promoted an internal behavioural code based on customer satisfaction.

Product quality and customer satisfaction: the passions that guide us. The R&D department is constantly studying the possibilities of technological innovation to improve the products proposed, to explore the possibilities of new products and to improve production processes. Always focused on quality, ensuring conformity of the product and the processes according to legislation, by respecting environmental issues.



The R&D department implements existing systems and looks forward to future opportunities that can meet the needs of customers.

Other Elcos products

<i>GE-RB</i>	<i>GE-SS</i>	<i>GE-BF</i>	<i>GE-TLC</i>	<i>GMV-BF</i>	<i>NO BREAK</i>
<i>GDC-HS</i>	<i>GDC-SAPS</i>	<i>GE-ECHO</i>	<i>GE-ZIP</i>	<i>TF</i>	<i>AGRIPLUS</i>




ELCOS
POWER GENERATORS

ELCOS SRL
Strada Statale 234 Km 58.250 -
26023 Grumello Cremonese CR - Italy
tel +39 0372 72330 - fax +39 0372 7233220
PI 01084730199
info@elcos.net - elcos@pec.elcos.net



assistenza@elcos.net
+39.0372.7233300
elcos.net/service



www.elcos.net